



Floating Docks


Designer Series



*A long lasting floating dock
that can grow along with your family*

20

All Canadian
Decking Options



www.Kawarthadocks.com

Floating Docks

Designer Series

Handcrafted in Muskoka using premium Canadian materials, our Designer Series Floating Docks are built for durability and performance. Featuring our exclusive Heavy Wall Box Floats, standard docks float 12-14" off the water, with taller options available for easier access to pontoon boats. Choose this style for deep water and fluctuating water levels.



20 All Canadian Decking Options

Designer Series Floating Docks Include:

- ✓ Frame, Floats & Decking
- ✓ Chain Retainers at Corners
- ✓ All Ramps Include Float At Dock Side
- ✓ 10 Year Welded Frame Warranty
- ✓ 15 Year Float Warranty

Size		Dock				Ramp			
		Micro Pro PT	Western Red Cedar	Clubhouse PVC	Clubhouse PVC+	Micro Pro PT	Western Red Cedar	Clubhouse PVC	Clubhouse PVC+
W	L	Special Order Only							
4'	10'					\$2,275	\$2,550	\$2,800	\$3,100
	15'					FR0410-PT	FR0410-WR	FR0410-PV	FR0410-GL
						3,825	4,250	4,600	5,050
6'	20'					FR0415-PT	FR0415-WR	FR0415-PV	FR0415-GL
	10'	\$ 4,700	\$ 5,300	\$ 5,800	\$ 6,350	4,200	4,800	5,300	5,850
		FD0420-PT	FD0420-WR	FD0420-PV	FD0420-GL	FR0420-PT	FR0420-WR	FR0420-PV	FR0420-GL
8'	15'	3,900	4,350	4,700	5,150	2,800	3,225	3,600	4,050
	10'	FD0610-PT	FD0610-WR	FD0610-PV	FD0610-GL	FR0610-PT	FR0610-WR	FR0610-PV	FR0610-GL
		5,400	6,050	6,600	7,250	4,325	5,000	5,550	6,200
10'	20'	6,450	7,350	8,150	9,050	5,400	6,300	7,100	8,000
	10'	FD0620-PT	FD0620-WR	FD0620-PV	FD0620-GL	FR0620-PT	FR0620-WR	FR0620-PV	FR0620-GL
		4,750	5,300	5,800	6,400	4,300	4,900	5,400	5,950
10'	15'	6,100	6,950	7,700	8,550	5,600	6,450	7,200	8,050
	10'	FD0810-PT	FD0810-WR	FD0810-PV	FD0810-GL	FR0810-PT	FR0810-WR	FR0810-PV	FR0810-GL
		7,650	8,800	9,800	11,000	6,950	8,100	9,100	10,300
10'	20'	6,000	6,750	7,400	8,100	5,050	5,750	6,400	7,100
	15'	FD0820-PT	FD0820-WR	FD0820-PV	FD0820-GL	FR0820-PT	FR0820-WR	FR0820-PV	FR0820-GL
		7,750	8,800	9,800	10,900	6,650	7,700	8,700	9,750
10'	20'	9,300	10,800	12,100	13,600	8,400	9,900	11,200	12,700
	15'	FD1010-PT	FD1010-WR	FD1010-PV	FD1010-GL	FR1010-PT	FR1010-WR	FR1010-PV	FR1010-GL
		7,750	8,800	9,800	10,900	6,650	7,700	8,700	9,750
10'	20'	9,300	10,800	12,100	13,600	8,400	9,900	11,200	12,700
	15'	FD1015-PT	FD1015-WR	FD1015-PV	FD1015-GL	FR1015-PT	FR1015-WR	FR1015-PV	FR1015-GL
		7,750	8,800	9,800	10,900	6,650	7,700	8,700	9,750
10'	20'	9,300	10,800	12,100	13,600	8,400	9,900	11,200	12,700
	15'	FD1020-PT	FD1020-WR	FD1020-PV	FD1020-GL	FR1020-PT	FR1020-WR	FR1020-PV	FR1020-GL
		9,300	10,800	12,100	13,600	8,400	9,900	11,200	12,700

DID YOU KNOW?

Box floats are the best choice for flotation when big waves are less common.

Box floats offer maximum stability for walking & sitting due to the large surface area in contact with the water but for the same reason they also lift more easily when big waves occur.

Are big waves your normal? Check out our Titan Series Floating Dock with pontoon floats


Corner Walkway	Size	Micro Pro PT	Western Red Cedar	Clubhouse PVC	Clubhouse PVC+
		\$ 720	\$ 770	\$ 790	\$ 840
3'	4'	DS0003-PT	DS0003-WR	DS0003-PV	DS0003-GL
		830	900	925	975
4'	5'	DS0004-PT	DS0004-WR	DS0004-PV	DS0004-GL
		940	1,025	1,050	1,125
5'	5'	DS0005-PT	DS0005-WR	DS0005-PV	DS0005-GL
		940	1,025	1,050	1,125



12-14" Freeboard
1" Heavy Wall
Safely Leave In Ice

Floating Docks

Designer Series



Floating Dock Options

Dock to Dock Stiffener	Turns two dock sections into one large dock section by reinforcing the joint. Docks must join side by side	\$ 560.00			
		DS9040			
Accessory Reinforcement	HD aluminum bracket welded below decking to reinforce cleats & mooring whips	\$ 75.00	\$ 70.00		
		Cleat AH0040	Whip AH0041		
HitchHinge Upgrade (/Hinge)	Upgrade from HD hinge to HitchHinge. Hitch side is always welded to ramp. Pin side may be welded or bolted to wood docks with either 1" or 1.5" decking	\$ 110.00	\$ 130.00	\$ 130.00	
		Weld AH0300-UW	1" Deck AH0300-U1	1.5" Deck AH0300-U2	
Concrete Anchor	Concrete anchor for holding floating docks. Chain weights are suspended off the bottom add stability on docks with large water fluctuations	\$ 105.00	\$ 220.00	\$ 100.00	
		Dock (165lb) OH0165	HD (350lb) OH0350	Chain (50lb) OH0010	
Chain (/ft)	Gr. 30 Hot Dipped Galv. Chain is the best choice for most residential applications. Choose Gr. 70 Yellow Zinc for longest life & to combat zebra mussels	\$ 5.50	\$ 8.35	\$ 8.50	
		5/16" GV5602-CH	3/8" GV3802-CH	3/8" Gr 70 OF3802-CH	
Skirting (/ft)	Deck board running below dock frame adds an attractive natural finish and hides the gap between the dock and water	\$ 7.30	\$ 9.25	\$ 14.25	\$ 16.25
		PT DS9025-PT	Cedar DS9025-WR	PVC DS9025-PV	PVC+ DS9025-GL



Shore Beam & Angle



Concrete Angle

Shore Attachments

		4'	6'	8'	10'
Shore Beam	6"x6" PT Beam. Used as an adaptor for the shore angle on uneven bedrock.	\$ 210	\$ 400	\$ 420	\$ 480
		DS2000-04	DS2000-06	DS2000-08	DS2000-10
Shore Angle	4" x 4" Aluminum Angle. Mount to shore beam or wood deck	410	470	540	600
		DS4400-04	DS4400-06	DS4400-08	DS4400-10
Shore Plate	4" x 1/4" Aluminum Plate. Mount to the face of a flat surface	290	320	340	370
		DS5000-04	DS5000-06	DS5000-08	DS5000-10
Shore Channel	4" x 2-1/2" Aluminum Channel. Mount to the face of an uneven surface	460	590	660	730
		DS3000-04	DS3000-06	DS3000-08	DS3000-10
Shore Posts	2 Individual hinges mounted to leg holders. Secured with 6' galv. post	480			
		DS9085			
Concrete Angle	4' x 6" Aluminum Angle Mount to new or existing concrete	600	760	920	1,075
		DS4600-04	DS4600-06	DS4600-08	DS4600-10

* Note: Concrete Pour Available Separately

Shore Platforms

		Micro Pro PT	Western Red Cedar	Clubhouse PVC	Clubhouse PVC+	
Bedrock	Reinforced Dock frame mounted to bedrock with 1" threaded rod (included)	4' x 4'	\$1,300	\$1,400	\$1,500	\$1,625
			DS44BR-PT	DS44BR-WR	DS44BR-PV	DS44BR-GL
		6' x 4'	1,525	1,725	1,875	2,050
		DS64BR-PT	DS64BR-WR	DS64BR-PV	DS64BR-GL	
	8' x 4'	1,775	2,000	2,200	2,425	
		DS84BR-PT	DS84BR-WR	DS84BR-PV	DS84BR-GL	
Sand & Clay	Reinforced dock frame with 6' steel legs (included) driven into soil.	4' x 4'	1,450	1,550	1,650	1,775
			DS44SC-PT	DS44SC-WR	DS44SC-PV	DS44SC-GL
		6' x 4'	1,675	1,875	2,025	2,200
		DS64SC-PT	DS64SC-WR	DS64SC-PV	DS64SC-GL	
	8' x 4'	1,900	2,125	2,325	2,550	
		DS84SC-PT	DS84SC-WR	DS84SC-PV	DS84SC-GL	



Shore Platform

Floating Docks

Designer Series

Contact Us
Kawartha Docks
Woodview ON
(705) 931-1497
jeff@kawarthadocks.com

Heavy Slant P Bumper

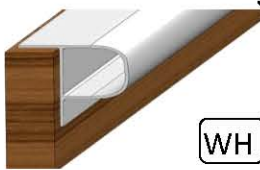
 \$ **70.00**
 10'4" Length
 BU5124-##
 WH BL

Large Corner Bumper

 \$ **45.00**
 BU0065-##
 BE WH BL GY

6" Flip Up Cleat

 \$ **25.00**
 CL0601-##
 WH BL GY
 Install 6" Cleat LB2006 \$ 15.75
 Hardware Only SS9006-CB 9.5


Single P Bumper

 \$ **100.00**
 8' Length
 BU0090-##
 WH BL

Heavy Outside Corner

 \$ **41.00**
 BU0060-##
 WH BL GY

10" Open Base Cleat

 \$ **26.00**
 CL1005-GY
 Install Cleat LB2006 \$ 15.75
 Hardware Only SS9006-CB 9.50


Bumper Installation
 Factory Install Bumper LB2010 \$ 26.25
 Factory Install Corner LB2015 10.50
 Bumper Screws (100pk) SS0822-SC 25.00



Hand Rail - Aluminum

10'	DS9055-10	\$ 630
15'	DS9055-15	840
20'	DS9055-20	1,225

Premium Solar Light


 \$ **65.00**
 SL0000-WH

Solar Dock Lite [Black]

NEW! 
 \$ **40.00**
 SL0050-WH




Premium Mooring Whips

	Capacity	Size
8'	2,500 lbs	\$ 420.00 WH0250
12'	5,000 lbs	620.00 WH0500
14'	10,000 lbs	720.00 WH1000
Wake Watcher	3,500 lbs	680.00 WH0350
Install Whips		42.00 LB2025



Wake Watcher™



Straight Ladder

	Grey	Measurements
3 Step	\$ 530.00	ID 18"
	LA0203-GY	OD 20.5"
4 Step	600.00	Depth 5.5"
	LA0204-GY	Step Height 11"
5 Step	660.00	3 Step Clearance 33"
	LA0205-GY	4 Step Clearance 44"
Install Ladder	31.50	5 Step Clearance 55"
	LB2020	



Angled Ladder

	Black	White	GYey	Measurements
3 Step	\$ 550.00	\$ 550.00	\$ 530.00	ID 18"
	LA0103-BL	LA0103-WH	LA0103-GY	OD 20.5"
4 Step	630.00	630.00	590.00	Step Height 11"
	LA0104-BL	LA0104-WH	LA0104-GY	3 Step Clearance 33"
5 Step	700.00	700.00	660.00	4 Step Clearance 44"
	LA0105-BL	LA0105-WH	LA0105-GY	5 Step Clearance 55"
Install Ladder			31.50	Angle 15°
			LB2020	